

• 16 TO 14 GAUGE

NON-INSULATED
TERMINALS

RINGS

PART NUMBER STUD SIZE

T14-4  #4

T14-6  #6

T14-8  #8

T14-10  #10

T14-14  1/4"

T14-56  5/16"

T14-38  3/8"

BLOCK SPADE

PART NUMBER STUD SIZE

T14-6SN  #6

T14-8SN  #8

T14-10SN  #10

SNAP SPADE

PART NUMBER STUD SIZE

T14-6SS  #6

T14-8SS  #8

T14-10SS  #10

HOOK STYLE

T14-10H  #10


FLANGED SPADE

T14-6SF  #6

T14-8SF  #8

T14-10SF  #10

QUICK DISCONNECT

 #6
T14-110F

 #8
T14-187M


 #10
T14-187F


 #10
T14-250M

 #10
T14-250F

90° ANGLE
TERMINAL  #10
T250X

GM TYPE TERMINALS

 #10
STM-1

 #10
STT-1

PLAIN SPADE

T14-6S  #6

T14-8S  #8

T14-10S  #10

SPLICES

BUTT
SPLICE 

T14B

PARALLEL
SPLICE 

T14P