

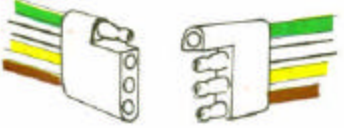


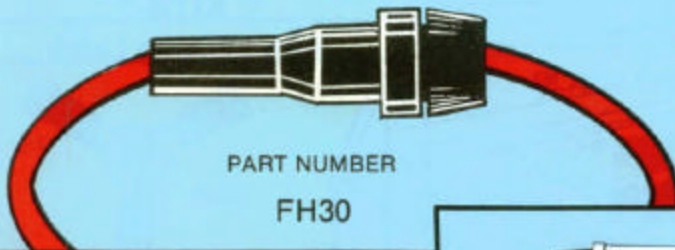


MOLDED TRAILER CONNECTORS

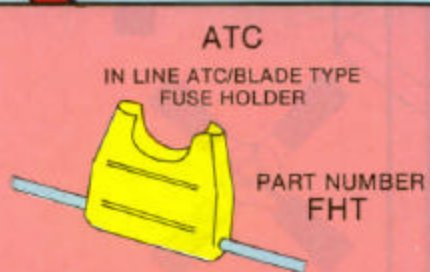
PART NUMBER		
	MC2	2 Contact flat molded connector with 15" loop, color coded red-stop lamps, brown-tail lamps.
	MC3	3 Contact flat molded connector with 15" loop, color coded green-right turn, yellow-left turn, brown-tail lamps.
	MC4	4 Contact flat molded connector with 15" loop, color coded green-right turn, yellow-left turn, brown-tail lamps, white-ground.
	MC5	5 Contact rectangular molded connector with 15" loop, color coded green-right turn, yellow-left turn, brown-tail lamps, blue-auxiliary, white-ground.
	MC6	6 Contact rectangular molded connector with 15" loop, color coded green-right turn, yellow-left turn, brown-tail lamps, blue-auxiliary, black-clearance, white-ground.

IN-LINE FUSE HOLDERS



PART NUMBER
FH30

Extra heavy duty in-line fuse holder. Furnished with 30 AMP fuse, 8 inch loop, 10 gauge wire. Metal locking ears. Cut and splice into any line.



ATC
IN LINE ATC/BLADE TYPE
FUSE HOLDER

PART NUMBER
FHT



PART NUMBER
FH20

In-line fuse holder with nylon body. Furnished with 20 AMP fuse, 8 inch loop, 14 gauge wire. Cut wire and splice into any line.